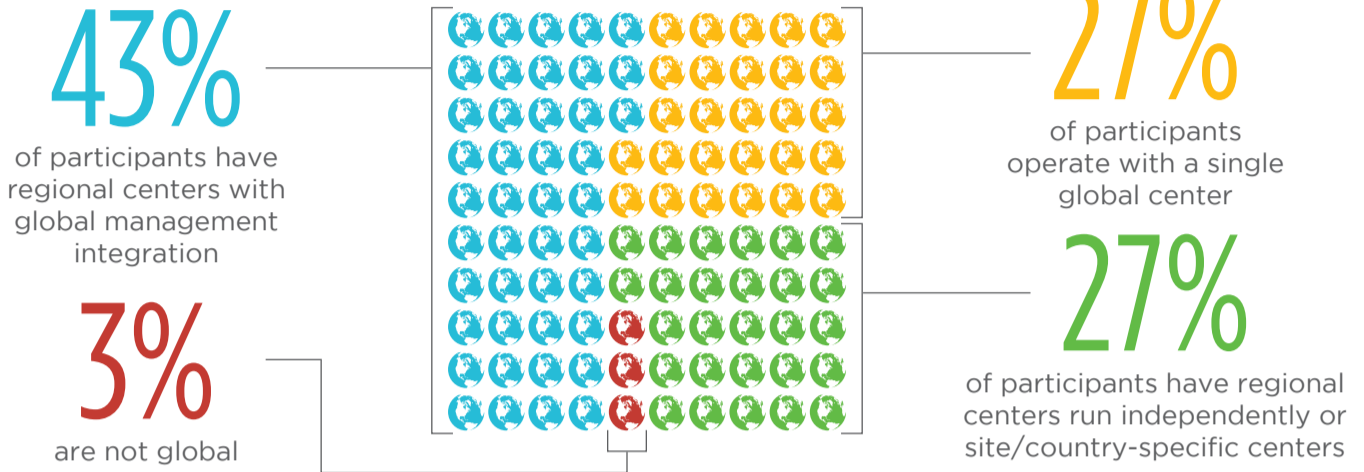
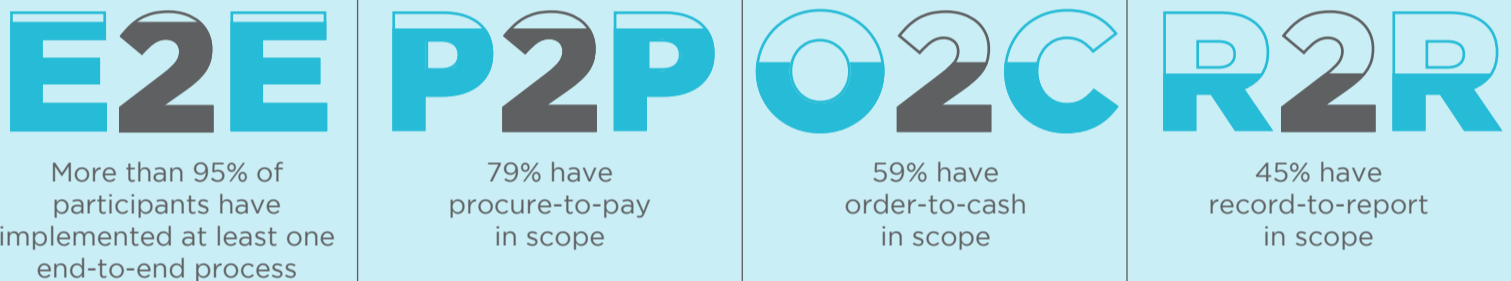


ScottMadden and APQC recently completed the third cycle of our annual Finance Shared Services Benchmark Study. In this infographic, we share a few highlights from the results in the areas of global business services, data analytics, end-to-end process models, and adoption of other trends. We will share additional benchmark highlights soon—see how you compare!

The GBS expansion continues




End-to-end processes—becoming the norm



Cost savings, including labor savings, are reported as a key benefit.

Following the trends




About one-third of participants have implemented or are piloting process robotics for at least one process step



Another 35% are on their way or are considering this technology

Why does performance matter?



Top performers are 2.7 times more cost effective in operating shared services...



...and 1.5 times more cost effective in running finance overall

Find out more about **shared services cost, staffing, and performance.**

Email us at info@scottmadden.com to receive additional highlights from ScottMadden and APQC's **2016 Finance Shared Services Benchmark Study.**